



BANKURA UNIVERSITY

(West Bengal Act XIX of 2013- Bankura University Act, 2013)

Main Campus, P.O.: Purandarpur, Dist.: Bankura,

Pin- 722155, West Bengal

Office of the Controller of Examinations

Ref. No.: BKU/CE/PG/574/2021

Date: .16.12.2021

NOTIFICATION

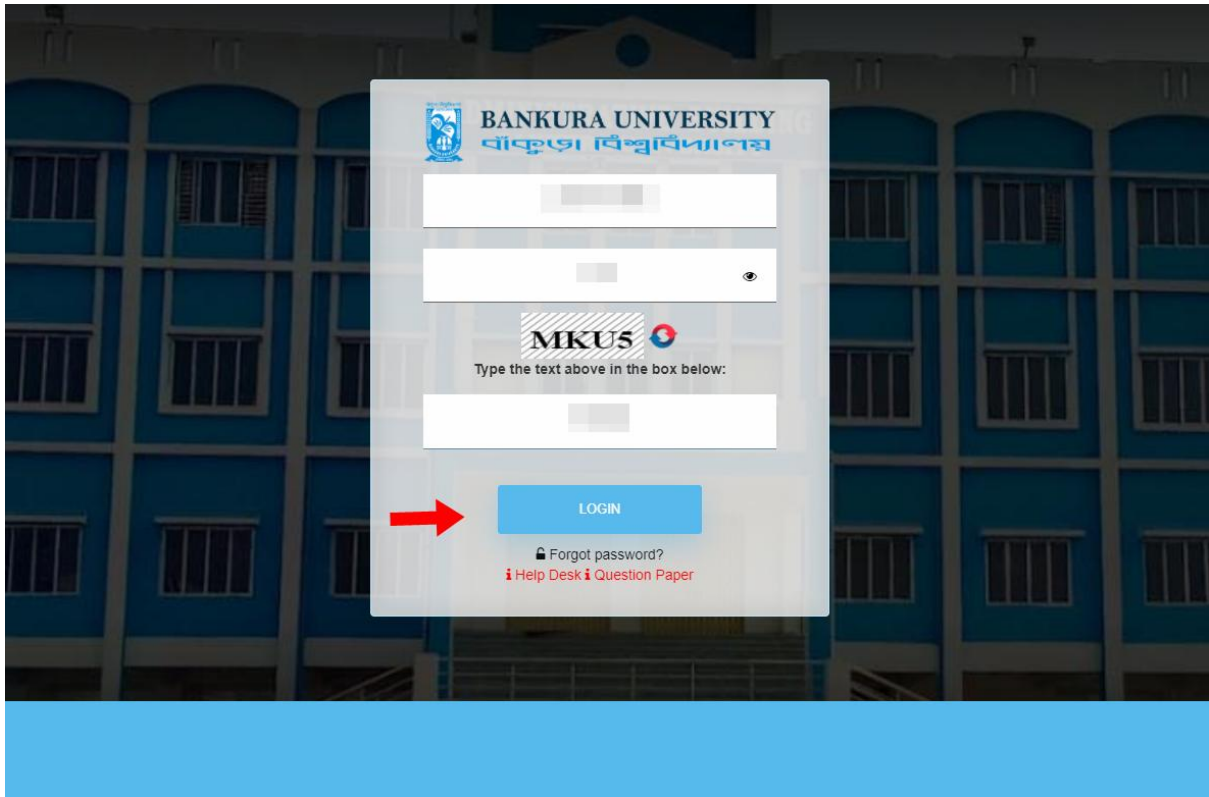
Subject: Enrolment form fill-up of PG Semester III students in relation to PG Semester III Examinations of the A.Y. 2021 – 22

As directed, it is hereby notified for information of all concerned that **Enrolment form fill-up of PG Semester III students in relation to PG Semester III Examinations of the A.Y. 2021 – 22** has to be completed online at Bankura University exam portal. All the students are advised to select their subjects carefully and submit online. **The enrolment portal will remain live on and from 17.12.2021 to 22.12.2021.** Students of PG colleges should contact with their own colleges regarding payment of Enrollment fee.

If there is any error / wrong filling up of Enrolment Form, students are advised to contact their colleges/University Department for necessary correction.

Procedure for the Enrolment form fill-up of PG Semester III students in relation to PG Semester III Examinations of the A.Y. 2021 – 22

Step 1: Using **UID & Password**, which you have used during filling up the semester II exam form, and entering the **Captcha** login to Bankura University Examination portal.



Step 2: In the pop-up window if the information is correct then click on **Skip** else provide the information and click on **Update**.

×

Name :

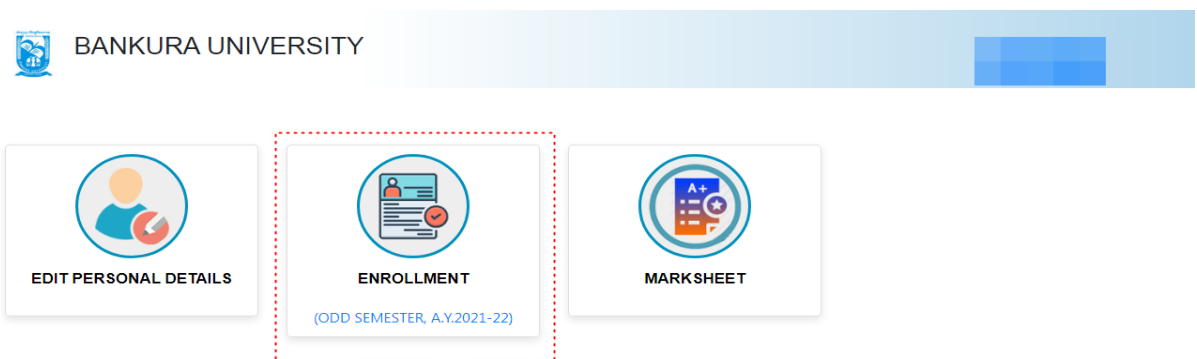
E-Mail :

Mobile No. :

Address :

Update Skip

Step 3: Click on **Enrollment**.



Step 4: Select the subject corresponding to each window carefully, especially when a subject is to be selected among multiple subjects. For any confusion during selection of subjects a student may contact with her/his own College/University department. Click on the **Check Box** then on **Submit** button to proceed further.



PG Sem- III Enrollment, A.Y. 2021-22

SUBJECT : BENGALI

Course 1:

Course 2:

Course 3:

Course 4:

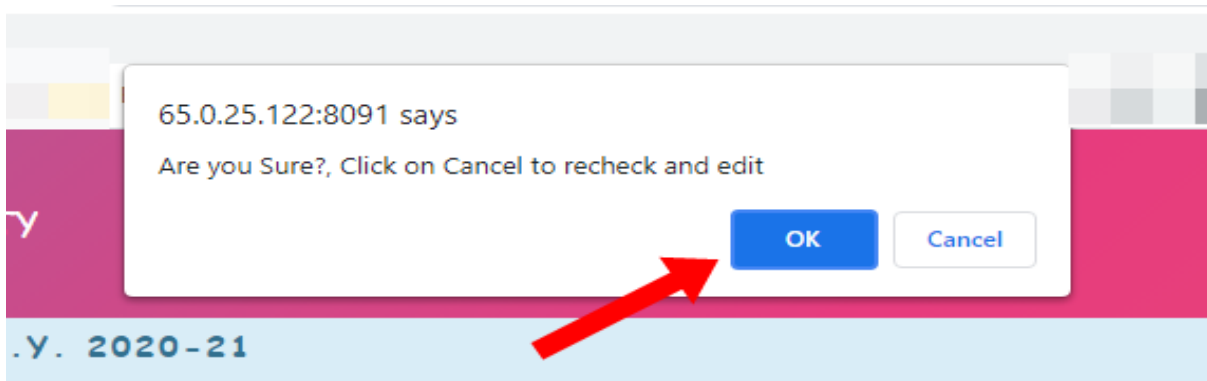
Course 5:

I, declare that all the above information are correct to the best of my knowledge.

Submit

COPYRIGHTS © 2021 BANKURA UNIVERSITY, POWERED BY EBEST SOLUTIONS PVT LTD.

Step 5: A Confirmation dialogue box appears on the screen. Click on **OK** to proceed or on **Cancel** to edit the subjects.



Step 6: The following screen containing selected subjects and an information regarding the process will appear. Click on the **Download** button to continue else you may also exit without downloading the form by clicking on **Exit**.



Selected courses during the enrollment process for this odd semester examination of the A. Y. 2021-22

Name: [Redacted]
Stream: **ARTS(PG)**
Sem. III

UID Number: [Redacted]
Subject: [Redacted]
Institute: [Redacted]

Course Id	Course Code	Course Title
30171	BNG/301/C	Bish Sataker Adhunik Bangla Kabita
30172	BNG/302/C	Bish Sataker Bangla Natak
30173	BNG/303/C	Bish Sataker Bangla Kathasahitya
30174	BNG/304/C	Prachin Bharatiya Abong Paschatya Sahityatatto O Sahityasamalochona Tatto
30375	ENG/305/EID	CINEMA AND LITERATURE

You have chosen the courses for this odd semester successfully. You are advised to contact with your College/University department for payment of Admission fees & Enrollment fees. The process will be completed by the approval of your College/University department. Afterwards you can take the print out of your filled up Enrollment form by logging into your University exam portal.

তুমি এই odd সেমিস্টারের কোর্স সঠিক ভাবে চয়ন করেছ। এবার এডমিশন ফি এবং এনরোলমেন্ট ফি এর জন্য কলেজ/ইউনিভার্সিটি ডিপার্টমেন্ট এ যোগাযোগ কর। কলেজ/ইউনিভার্সিটি ডিপার্টমেন্ট অনুমোদন করলে এনরোলমেন্ট প্রসেস সম্পূর্ণ হবে। এরপর ইউনিভার্সিটি এক্সাম পোর্টালে লগ ইন করে পুন্ন করা এনরোলমেন্ট ফর্ম প্রিন্ট করে নিতে পারবে।

Signature of the Candidate

[Download](#) [Exit](#)

Step 7: Once you click on **Download** then click on the **Save** button to save the form on your device. If you don't want to save the form then click on **cancel**.

Step 8: After saving the file you will be redirected to the prior screen. Click on **Exit**. The following screen will appear. Click on **OK** button to exit from the portal.

STEP 9: A student must contact with her/his college to pay the enrolment fees. After the payment of enrolment fees and then by the approval of the college/University authority the enrolment process will be completed. The student will have to login again to the University exam portal using the same log in credentials to check the status of enrollment.



Step 10: Click on the above link to download the Enrollment Slip. Click on **Print** to save the document as PDF on your device.



BANKURA UNIVERSITY

To
The Controller of Examinations
Bankura University,
P.O.-Purandarpur, Dist- Bankura. WB PIN- 722155

Receipt for Enrollment in Semester III of the Academic Year 2021-22 for degree in BENGALI(PG)

has applied for enrollment in the following subjects in Semester III of the Academic Year 2021-22

Course Type	Course Id	Course Code	Course Title
P-1	30171	BNG/301/C	Bish Sataker Adhunik Bangla Kabita
P-2	30172	BNG/302/C	Bish Sataker Bangla Natak
P-3	30173	BNG/303/C	Bish Sataker Bangla Kathasahitya
P-4	30174	BNG/304/C	Prachin Bharatiya Abong Paschatya Sahityatatto O Sahityasamalochona Tatto
P-5	30375	ENG/305/EID	CINEMA AND LITERATURE

(Signature of the Candidate)

Sd/-
Controller of Examinations
Bankura University

Print

Sd/-

Dr. Shibaji Panda
Controller of Examinations

Copy to:

1. The Registrar, Bankura University
2. The Finance Officer, Bankura University
3. The Dean, Bankura University
4. The Inspector of Colleges, Bankura University
5. The Secretary, Faculty Council for Post-Graduate Studies
6. All Principals/TiCs/OiCs of affiliated colleges of Bankura University, where PG courses are taught.
7. The Secretary to the Hon'ble Vice Chancellor, Bankura University
8. System Administrator, Bankura University to upload the notice in the University website
9. Guard file